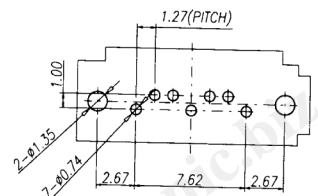
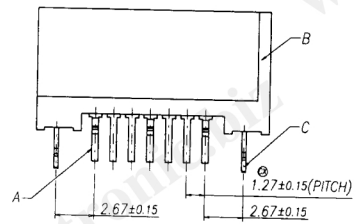
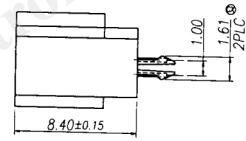
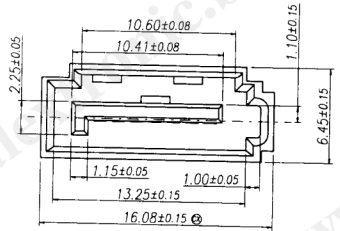
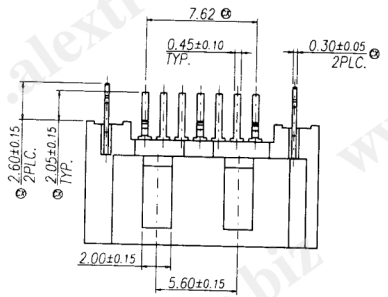


CATEGORY	DESCRIPTION	P/N #
CONNECTOR	SATA 7P,A型180°DIP 翻槽全包角叉PIN长2.05	2SA07V-01ML2-07

REV.	ECN NO	DESCRIPTION	REVISED	DATE
A1		New Release	Luguon	2008.11.12



Recommend PCB Layout
(Jack Top View)
Tolerance: ±0.05mm
Recommend PCB Thickness: 1.6mm

NOTES:
1. FINISH:
CONTACT: GOLD FLASH/TIN PLATING ON CONTACT AREA
100u" MIN. TIN PLATING ON SOLDER TAILS
50u" MIN. NICKEL UNDERPLATING OVER ALL
PEG: 100u" MIN. TIN PLATING ON SOLDER TAILS
50u" MIN. NICKEL UNDERPLATING OVER ALL
UNSPECIFIED TOLERANCE SEE DRAW A FRAME ROUND.
2. (CX) is important dimensions

Product Drawing
ALETRONIC

NO.	PART NAME	Q'TY	PART NUMBER	MATERIAL	PLATING & COLOR	REMARK
C	Peg	2	1TM-SA0107-04	Brass, T=0.3mm (C2680)	See NOTES	
B	Housing	1	1HS-SA0107-01	LCP UL94V-0 (6130L)	Black	
A	Contact	7	1TM-SA0107-03	Brass, T=0.25mm (C2680)	See NOTES	

UNLESS OTHERWISE SPECIFIED TOLERANCES	SCALE: free	UNIT: mm	DWG. NO: WI-051-344	
DECIMALS: X : ±0.3 X.X : ±0.2 X.XX : ±0.1 X.XXX : ±0.05	SIZE: A3	PAGE: 1 OF 1	REV: A1	
ANGLES: X : ±1° X.X : ±0.5°	APPROVED BY	CHECKED BY	PREPARED BY	
	WYX 王运新	Pengjie 彭捷	Luguon 陆观	
ENGINEERING COPY				